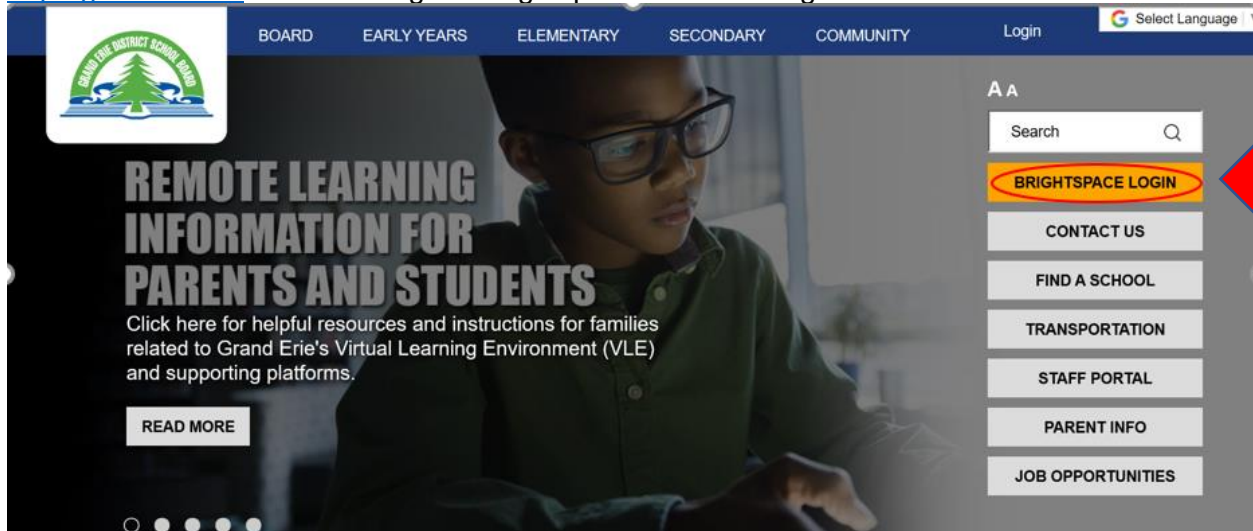


# Accessing the VLE (Brightspace/D2L)

The Virtual Learning Environment (VLE) Brightspace by D2L can be accessed by going to <http://granderie.ca> and selecting the Brightspace tab on the right hand side.





You may also scroll to the bottom right and click on "Virtual Learning Environment." You can also access by going to: <http://gedsb.elearningontario.ca>.

If you are on the Grand Erie network, you do not need to log in. If you are accessing from outside the Grand Erie network, log in with your Grand Erie email and password. The workflow is the same for students.



## Basic Navigation and Terminology

*From the VLE 101 Module* - When you log into the VLE, you'll first be taken to your board's landing page, which will look different from your own course landing page. All students, teachers, administrators, etc. in your board will view a similar landing page (sometimes called the **org level** or the **org homepage**) – we can compare this to your school's main office. You might stop by on the way to your own classroom and read any announcements that have been left for you... but you wouldn't try to play around with the contents of your principal's desk!

**My Home:** Click  whenever you need to return to your board's VLE landing page.

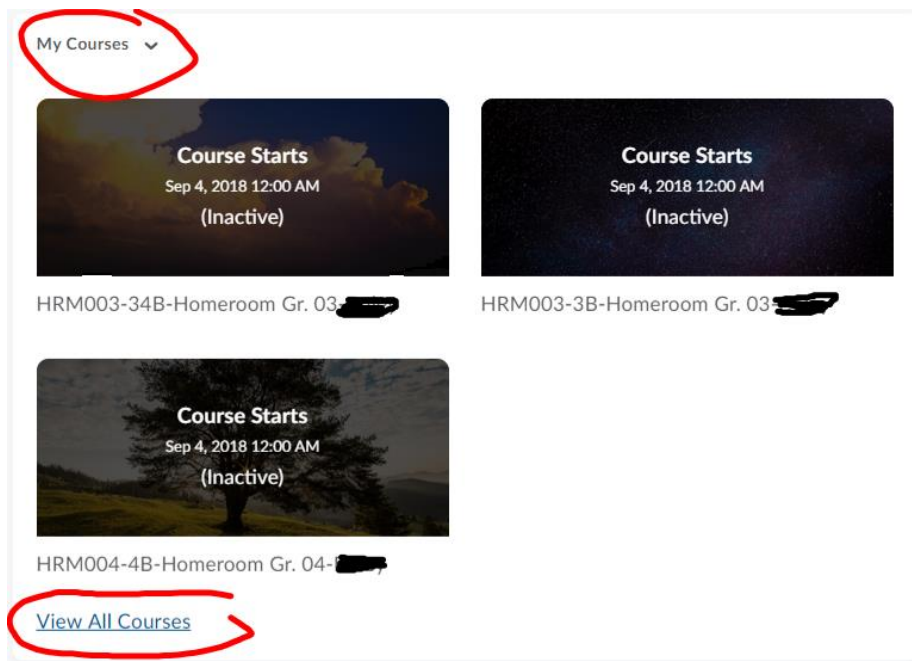
**Notification Bell:** All users will see an orange dot  whenever they have a new/updated announcement, piece of content, or grade, or when a due date/end date of an assessment is approaching.

**Role Switch:** Clicking on your name, then "Change" beside "View as ..." will let you view the VLE through the eyes of a generic Student role. This helps to give you an idea of how your students would see your course.

**Course Selector:** Click  to see a list of all the courses that you have access to. You can conveniently pin  any courses that you want to show up first on this list (once refreshed). Click on the appropriate course and you will be taken to your course landing page (it will look similar to your board's landing page, but with a few differences).

## Find Your Course/Class

Sometimes your courses will show up in the My Courses widget. If you don't see them, you will need to search and pin. To do that, click View All Course and search "2021".



*\*\*Elementary Teachers: If you are teaching a split class and/or if there is any reorganization with your schedule, please reach out to your board's TeLTC ([katherine.ryckman@granderie.ca](mailto:katherine.ryckman@granderie.ca)) if you are unsure of what shell to choose.*